

WEL-COME
TO

SSV & CO



COMPANY PROFILE

NAME OF THE COMPANY :- SSV & CO

YEAR OF ESTABLISHMENT :- 2008

ANCESTRAL ORIGIN :-SRI LAKSHMI ENTERPRISES (SINCE-1972)

STATUS OF FIRM :- SOLE PROPRIETORSHIP.

NETURE OF BUSSINESS :-ALL TYPE OF SHED & SCAFFOLDING WORK
IN CONTRACT BAISIS.

MARKET COVERED :- HYDERABAD,CHENNAI, AP,&ALL OTHER
MAJOR CITY'S IN INDIA.

NUMBER OF WORKERS :- 100 WELL EXPERIENCED WORKES.

INTRODUCTION

We have about 53 years of experience in roofing shed's and MS pipe scaffolding works in around Chennai ,Hyderabad & all over India. We have also use experts and well experienced works in making Temporary shed's & Ms pipe scaffolding work.

We Are pleased to introduce Ms Pipe & GI Sheet shed work with also casurinapost or ballies shed work in around Chennai & Hyderabad. We achieved this recognition due to our commitment to excellent superior technology and outstanding customer service.

Some of the successfully completed projects shows our commitment in work and quality of the some our shed & scaffolding are erected with good quality material with sound technology. Shed erected wit efficient labor. With us you will experience total involvement right from the design stage to installation stage.

SCAFFOLDING TYPE & RENT DETAILS

- ❖ MS Pipe Double Scaffolding Work – Rental Per Month
- ❖ Casuarinapost or Ballies Double Scaffolding Work – Rental for Two Month

MS PIPE SCAFFOLDING TERMS & CONDITION

- Pipe Scaffolding material are 30 day's contract per square feet rate basis. Same rate is considered for the consecutive month also, (i.e. second, Third month etc,)
- During the contract period the company must take full responsibility of the material ,in case any loss or damage of material it will be charged separately.
- One month advance should be paid by the company as per their required quantity. (i.e. Refundable amount)

Ms Cuplock Scaffolding Photos





Ms Pipe APS Scaffolding Photos





TYPES OF SHED'S

- MS PIPE & COLOR COATED SHEET BARRICADE WORK
- AEROCON PANEL SHED WORK
- BALLIES & GI SHEET SHED FIXING
- MS PIPE & GI SHEET SHED FIXING
- MS PIPE & GI SHEET TOILET ROOFING SHED FIXING

MS PIPE & Color Coated Sheet Barricade Work with Bolt & Nut System

❑ MS (Mild Steel) pipe and GI (Galvanized Iron) sheet barricading is used to create temporary or permanent barriers for various purposes, such as construction sites, events, and security zones.

✓ **MS Pipes:**

These are made from mild steel, providing a strong and stable framework for the barricade.

✓ **GI Sheets:**

Galvanized Iron sheets are coated with zinc, making them resistant to rust and corrosion, suitable for outdoor use

✓ **Construction Sites:**

Barricades are used to protect workers and the public from hazards, control access, and manage pedestrian and vehicular traffic.

✓ **Security Zones:**

Barricades can be used to restrict access to sensitive areas and enhance security.

Benefits Of Barricades work

1) Weather Resistance:

GI sheets are coated with zinc, making them resistant to rust and corrosion, suitable for outdoor use

2) Durability:


Both MS pipes and GI sheets are robust and can withstand harsh weather conditions and physical impact.


3) Security:

They provide a visible and effective barrier to control access and deter unauthorized entry.

4) Easy Installation and Relocation:

GI sheet barricades are generally easy to install, dismantle, and relocate as needed.





AEROCON PANEL SHED WORK

❖ MS PIPE & Dual Color & Half White Sheet Aerocon Panel Shed Work

❖ They can be also used for both Interior and Exterior Applications such as creating Partition Walls, Boundary Walls, Foundation Walls, Roofing etc.

➤ **Residential Buildings:**

1) Aerocon panels are used in both interior and exterior walls, partitions, and roofing for houses.

➤ **Commercial Buildings:**

1) They are suitable for constructing offices, shops, and other commercial spaces.

➤ **Industrial Sheds:**

1) Aerocon panels are a popular choice for building industrial sheds due to their strength, durability, and quick installation.

➤ **Labour Sheds:**

1) They are also used for constructing labor sheds, offering a cost-effective and efficient solution for temporary or semi-permanent structures.

Key Features and Benefits

➤ Fast Construction:

Prefabricated in standard sizes, Aerocon panels allow for quick and easy installation, reducing construction time and labor costs.

➤ Good Insulation:

The panels offer excellent thermal and acoustic insulation, contributing to energy efficiency and a comfortable environment.

➤ Cost-Effective:

Aerocon panels can be a cost-effective solution, especially when considering factors like reduced labor and faster construction times.



Casurinapost or Ballies GI Sheet (0.30MM) Roofing Shed and Labor Shed

Shed Work:

This encompasses the entire process of constructing the shed, including assembling the support structure, attaching the GI sheets for the roof and walls, and ensuring proper installation.

➤ **Labour Sheds:**

1) They are also used for constructing labor sheds, offering a cost-effective and efficient solution for temporary or semi-permanent structures.

Construction Sites: Providing shelter for workers and equipment.

Warehousing/Storage: Offering protection from the elements for stored items.

Workshops/Factories: Creating functional spaces for various industrial activities





Ms Pipe and GI Sheet Bolt Nut System Shed Work

□ Key Components and Processes:

❖ MS Pipes:

Mild steel pipes form the primary structural support, providing strength and stability to the shed.

❖ GI Sheets:

Galvanized iron sheets are used for roofing, offering weather protection and durability due to their zinc coating.

❖ Bolts and Nuts:

These fasteners are used to connect the MS pipes, GI sheets, and other components, creating a rigid and robust structure.

❖ Shed Construction:

The process involves designing the shed, fabricating the MS pipe framework, attaching the GI sheets, and ensuring proper connections with bolts and nuts.


❖ Labor Sheds:

This type of construction is commonly used for temporary labor accommodations, offering a cost-effective and relatively quick solution.














MS PIPE & Blue Color sheet Ground + 1 Shed Work







THANK FOR YOUR TIME

V. PRABHU – SSV & CO